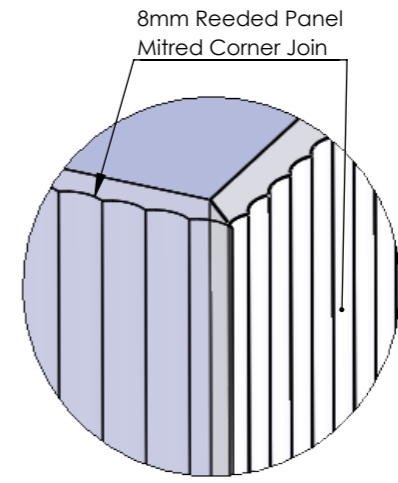


Glass To Wall Tolerance  
DETAIL A



DETAIL B  
SCALE 2 : 2.5

I \_\_\_\_\_ confirm that all dimensions are correct.

Signature: \_\_\_\_\_



**Customer Service**  
0800 40 40 42  
sales@crestshowers.co.nz

**CLIENT:** \_\_\_\_\_  
**PROJECT:** \_\_\_\_\_  
**JOB NUMBER:** \_\_\_\_\_  
**TITLE:** 1000 x 1000 Reeded Hinged Shower

**MODEL CODE:** RG1010  
**COLOUR:** Black  
**DATE:** \_\_\_\_\_  
**DRAWN:** \_\_\_\_\_

**DO NOT SCALE DRAWING**  
**ALL DIMENSIONS IN MILLIMETER**  
**UNLESS SPECIFIED.**  
**SHEET 1 OF 1**

8

7

6

5

4

3

2

1

F

F

E

E

D

D

C

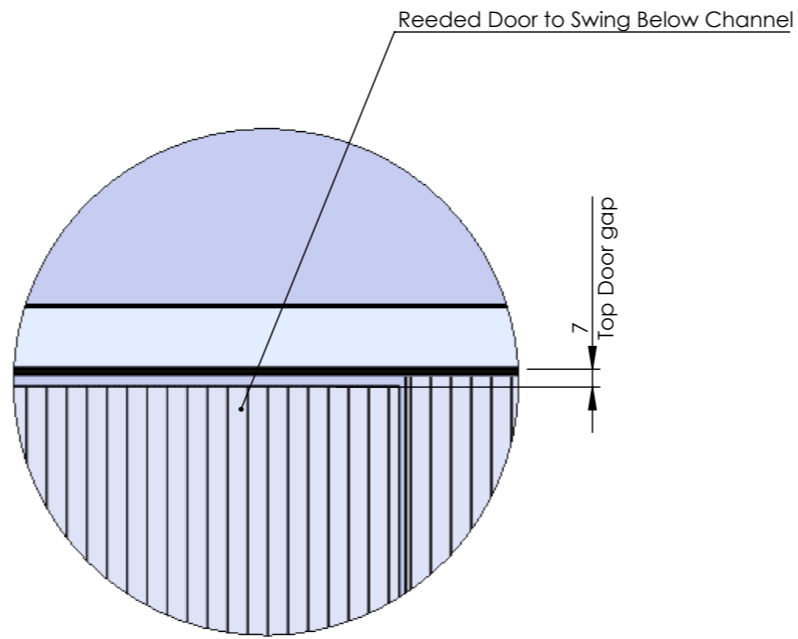
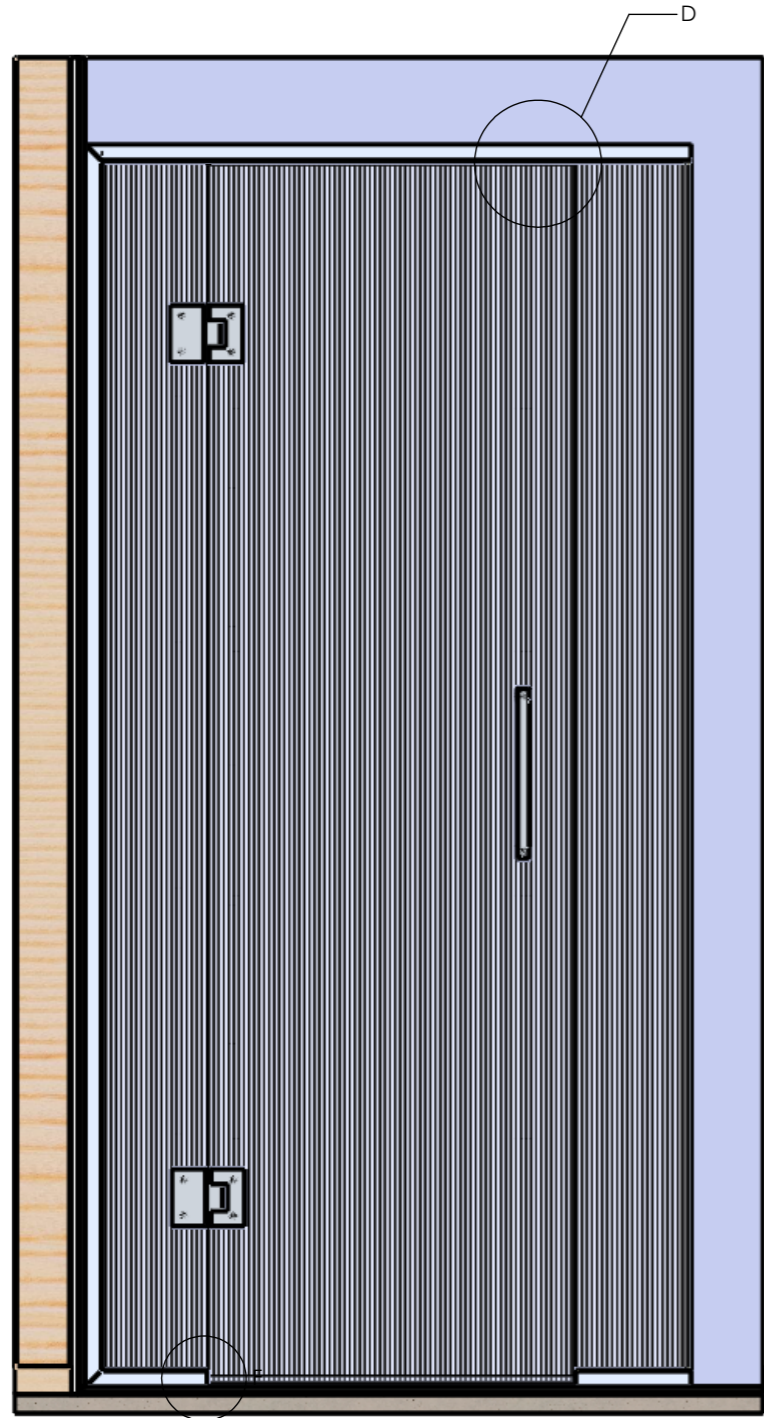
C

B

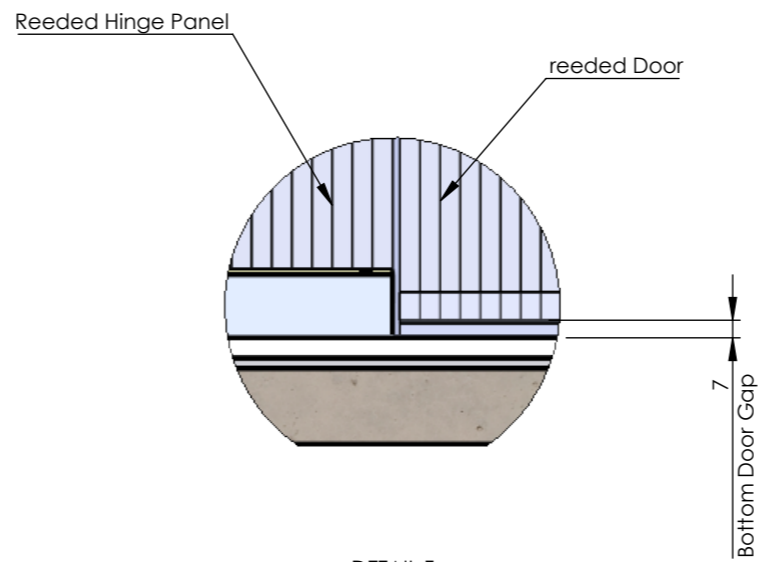
B

A

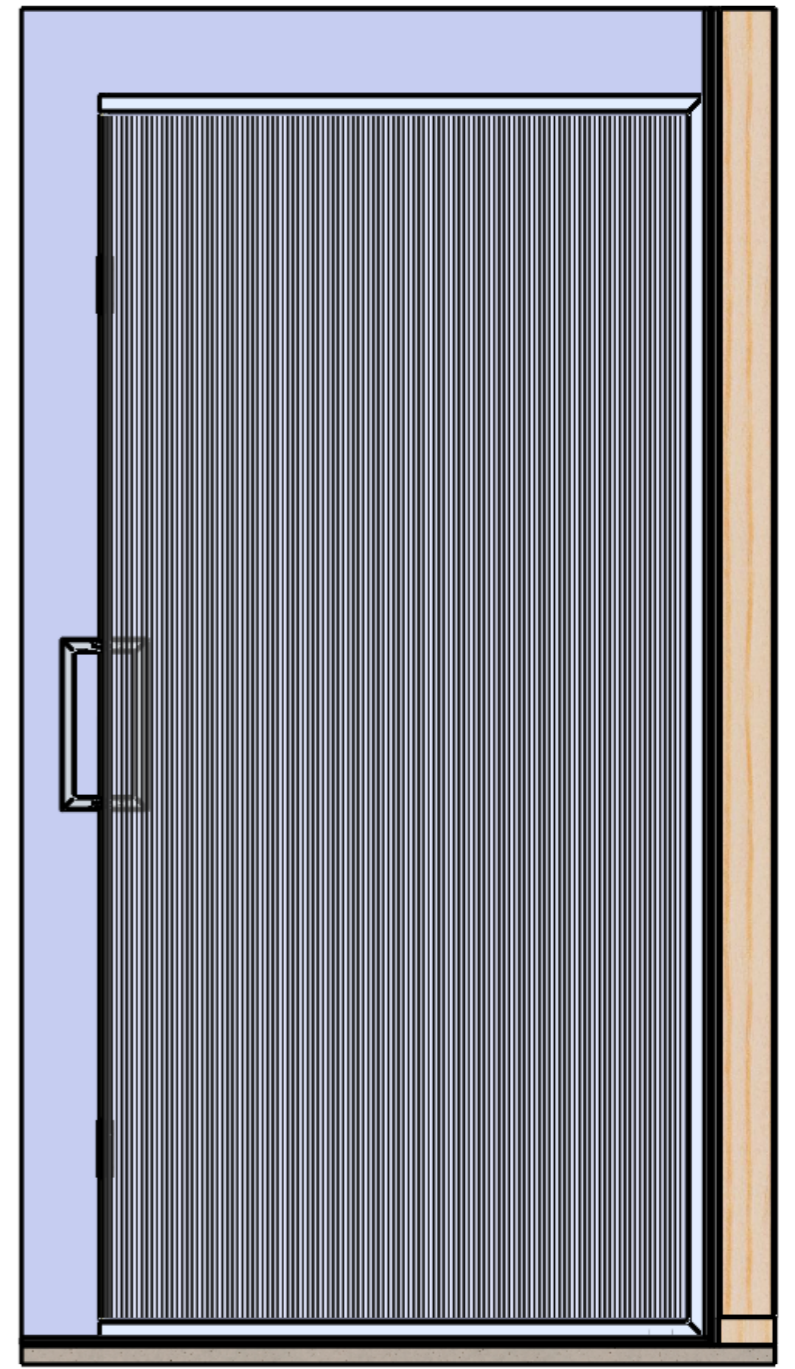
A



DETAIL D  
SCALE 1 : 3



DETAIL F  
SCALE 1 : 3



8

7

6

5

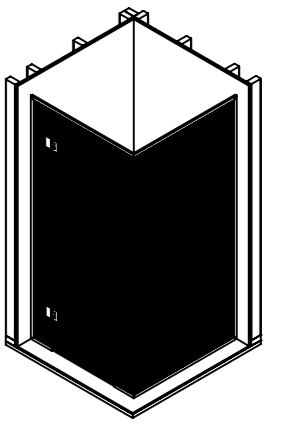
4

3

2

1

S	BOM NAME	QTY	LENGTH	DESCRIPTION
1	580RDL	1		580 x 1931 Reeded Door
2	185RPC	1		185 x 1950 Reeded Hinged Door
3	950RP	1		950 x 1950 Reeded Panel
4	178RP	1		178 x 1950 Reeded Panel
5	S180-BK	2		Shower Door hinge 180 degree
6	S455-BK	1		15 x 25 Black Top Channel
6.1		1	962.00	-
6.2		1	962.00	-
7	S455-BK	2	1970.00	S455 - 15 x 25 Black Wall Channel
8	S455-BK	1		15 x 25 Black Floor Channel
8.1		1	193.00	-
8.2		1	183.00	-
8.3		1	962.00	-
9	S418-B	1		Square D handle Black
10	S626	1	580.00	Door to Floor Drip strip seal for 10mm Glass
11	S436-B	1		Glazing wedge Black
11.1		1	1942.00	
11.2		1	179.00	
11.3		1	182.69	
11.4		1	947.69	
11.5		1	1942.00	
11.6		1	947.69	
11.7		1	936.69	
12	EC4-BK	2		15 x 25 End Cap Black



**Customer Service**  
0800 40 40 42  
sales@crestshowers.co.nz

**CLIENT:**  
**PROJECT:**  
**JOB NUMBER:**  
**TITLE:**

**MODEL CODE:** RG1010  
**COLOUR:**  
**DATE:**  
**DRAWN:**

**DO NOT SCALE DRAWING**  
**ALL DIMENSIONS IN MILLIMETER**  
**UNLESS SPECIFIED.**  
**SHEET 1 OF 1**